

INDOOR NAVIGATION



PUBLICLY ACCESSIBLE AREAS ON THE MAP MAY INCLUDE:

-  Cafeteria
-  Gift Shop
-  Pharmacy
-  Reception
-  Restroom
-  Waiting Room

Each year, hundreds of thousands of people visit WVU Medicine.

Some are patients, many others are friends and family members spending time with a loved one who is hospitalized.

The WVU Medicine Indoor Navigation makes it easy to find your desired destination within the facility.

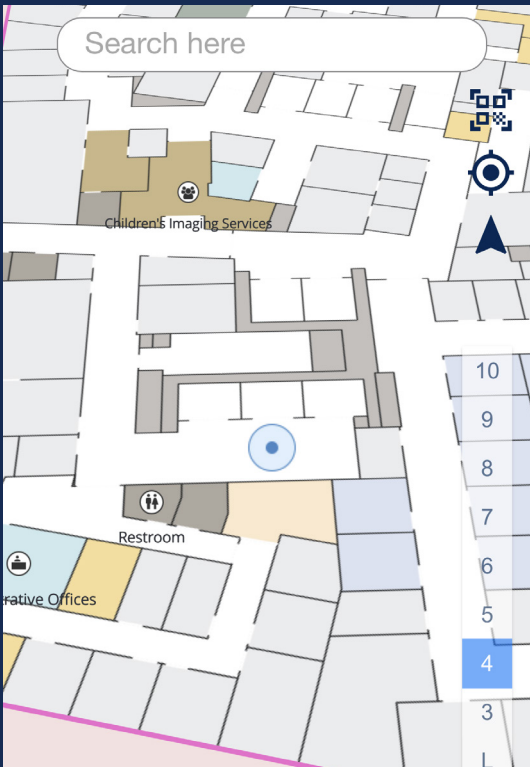
STEP 1

Find a "You Are Here" sign near an elevator or other point of interest and scan the code using your phone's camera app.



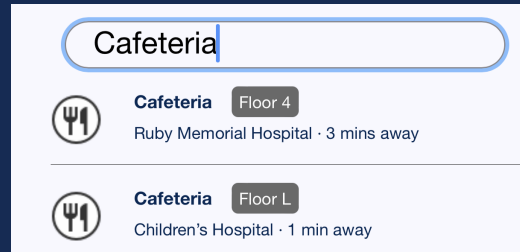
STEP 2

Your web browser will open a map of your exact location within the facility.



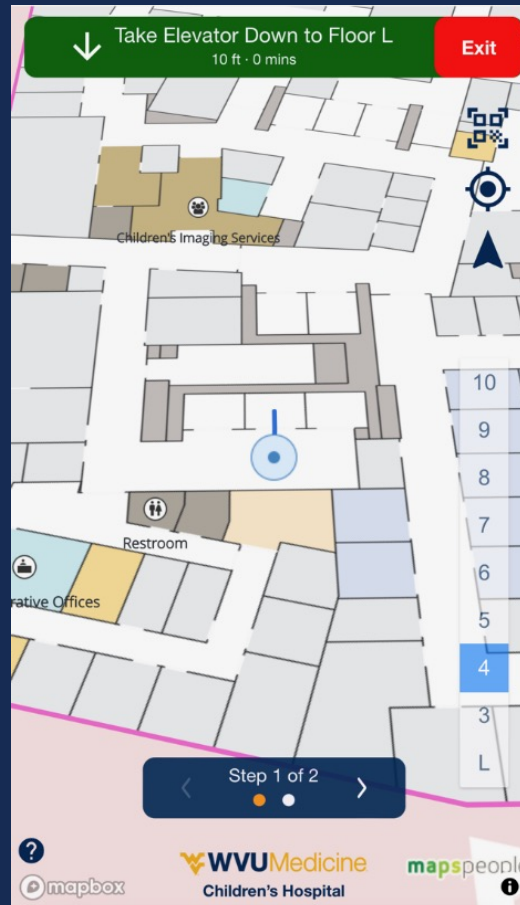
STEP 3

Use the search bar at the top of the page to search for your destination in the facility (ex. Cafeteria).



STEP 4

A highlighted route will appear, along with directions to the appropriate floor level.



STEP 5

Once off the elevator, click on the next arrow to see a highlighted route that will direct you to the desired destination.

